

Supported by the Region of Crete



ΠΕΡΙΦΕΡΕΙΑ ΚΡΗΤΗΣ  
REGION OF CRETE



ΠΕΡΙΦΕΡΕΙΑΚΟ  
ΤΑΜΕΙΟ  
ΑΝΑΠΤΥΞΗΣ  
ΚΡΗΤΗΣ

# 20<sup>th</sup> Balkan Congress of Radiology



ESOR VISITING PROFESSORSHIP PROGRAMME



Heraklion Crete, Greece

Atlantis Aquila  
Hotel

AQUILA  
HOTELS & RESORTS

9-11  
OCTOBER  
2025

PROGRAMME

Under the Auspices



Hellenic  
Radiological Society



Radiological  
Society of Crete



University of Crete -  
Medical School



Medical Association  
of Heraklion

Congress Secretariat. For registration & accommodation



105, Michalakopoulou Str, 11527, Athens  
Tel: +30 210 77 11 673, Fax: +30 210 77 11 289  
Email: bcr2025@prctravel.gr • www.prctravel.gr

[www.bcr2025.gr](http://www.bcr2025.gr)



**RADSTAR**  
**MEDICAL**  
**SOLUTIONS**



- MRI's
- CT's
- SPARE PARTS
- FARADAY CAGES
- PACS
- DICOM MEDICAL IMAGE PROCESSING W/S
- WIRED AND WIRELESS MEDICAL NETWORKS
- CLOUD SOLUTIONS
- REMOTE MONITORING OF CRYOGENS
- CONSUMABLES
- MR AUDIO AND VIDEO

 **icompass**



#### CONTACT

+302310462271

[www.radstar.gr](http://www.radstar.gr)

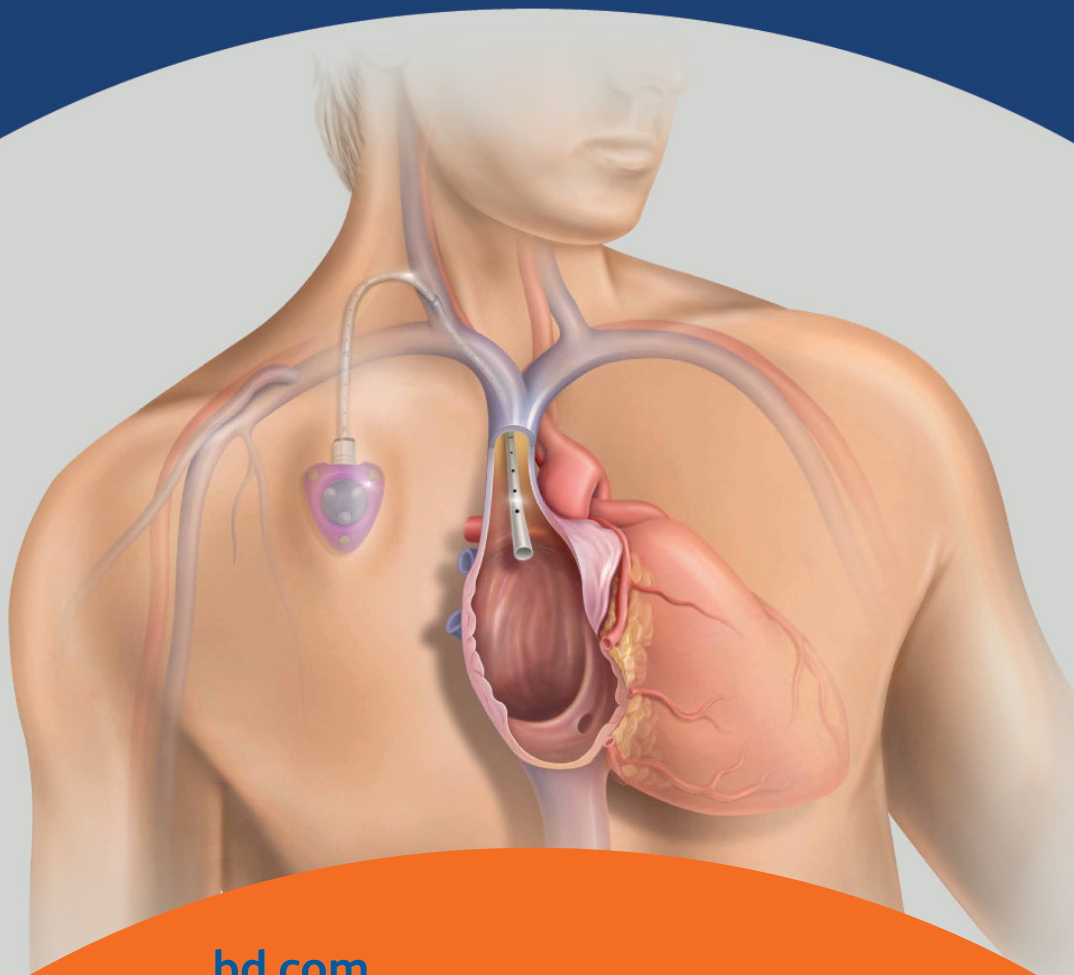
8 Sokratous str.

57001 Thermi Thessaloniki

# PowerPort™

## Implantable Port

Port Options for Your Patients' Needs



**bd.com**

**Please consult product labels and instructions for use for indications, contraindications, hazards, warnings and precautions. This product is intended to be used by health care professionals.**

Not all products, services, claims or features of products and services may be available or valid in your local area. Please check with your local BD Representative.

© 2023 BD. All rights reserved. Unless otherwise noted.

BD, the BD Logo and all other trademarks are property of Becton, Dickinson and Company. BD-103768

Becton Dickinson Hellas S.A.

1 Pireneon str. & Megalou Alexandrou, GR 16452, Argenteo, Athens, Greece  
Tel.: +30 210 968 0770, Fax: +30 210 962 8010, www.bd.com/greece





# 20<sup>th</sup> Balkan Congress of Radiology

ESOR VISITING PROFESSORSHIP PROGRAMME



## Acknowledgements

The Organizing Committee of the 20<sup>th</sup> Balkan Congress of Radiology (BCR 2025) wishes to acknowledge the contribution of the following companies for their financial support :



A & L Medical Supplies S.A.



# Welcome

Dear colleagues,

It is with great enthusiasm that we welcome you to the **20<sup>th</sup> Balkan Congress of Radiology**, which will take place in the historic city of **Heraklion, Crete, Greece**. The Balkan Congress of Radiology has always been more than a scientific event—it is a celebration of the common bonds that unite the Balkan nations and serves as a bridge, connecting professionals who share similar challenges, aspirations, and traditions.

This year's conference is designed with a focus on education, research and innovation and aims to create a dynamic platform for radiologists, radiologic technologists, medical physicists, AI scientists, and physicians of related specialties from across the Balkans and beyond, to promote knowledge exchange and collaboration. Additionally, we are proud to host an **ESOR Visiting Professorship course** dedicated in thoracic imaging, that provides lectures, accompanied by interactive workshops, from esteemed speakers from other European Countries.


The 20th Balkan Congress of Radiology offers a comprehensive program that highlights diverse aspects of our specialty, delving into all radiologic subspecialties and providing in-depth insights and updates on advancements in the field. A key focus of the conference will be on supporting and empowering young radiologists through targeted sessions and activities designed to address their unique challenges and interests, including career challenges and mentorship opportunities. The program, also, reflects the transformative role of Artificial Intelligence (AI) in radiology, with dedicated sessions exploring its potential in imaging, diagnosis, and workflow optimization. Attendees will gain insights into how AI is reshaping our field and practical guidance on integrating these tools into daily practice. Additionally, we are pleased to announce that the conference will feature specialized sessions for radiologic technologists, highlighting their vital role in imaging practice. Topics will include advancements in imaging technology, best practices in patient care, and strategies for fostering collaboration between technologists and radiologists to achieve optimal outcomes.

**Let us come together to celebrate the advancements of Radiology and shape its future in the Balkans and beyond.**

Warm regards,


**Assoc. Prof. Efrosini Papadaki**

President of BCR 2025



**Prof. Nevra Elmas**

President of BSR



# Thursday October 9<sup>th</sup> 2025



## Visiting Professorship Programme within the ESR Support Initiative

IME SCHEDULE Of the XX.Balkan Congress of Radiology

6

08.00-08.45	Registration
08.45-09.00	Welcome and introduction
09.00-09.30	Imaging of Sarcoidosis (Judith Babar, Cambridge/UK)
09.30-10.00	Staging of lung cancer (Guillaume Chassagnon, Paris/ FR)
10.00-10.30	Non-fibrosing interstitial lung diseases (Helmut Prosch, Vienna/AT)
10.30-10.50	Coffee break
10.50-13.00	Workshops
13.00-14.00	Lunch break
14.00-14.30	Imaging of diseases of the airways (Judith Babar, Cambridge/UK)
14.30-15.00	Management of pulmonary nodules (Guillaume Chasagnon, Paris/FR)
15.00-15.30	Fibrosing interstitial lung diseases (Helmut Prosch, Vienna/ AT)
15.30-15.50	Coffee break
15.50-18.00	Workshops
18.00	Certificate of attendance

15.00-18.00	Congress Registration
	Hall 1
18.30-20.30	OPENING CEREMONY
	Welcome Addresses
	Honorary Member Award to Prof. Prassopoulos P. (GR)
	Opening Lectures
	Higher education in the Byzantine era: The Imperial University of Constantinople. Em.Prof. N. Gourtsoyiannis (GR)
	X-rays in Arts . Em. Prof. V. Hadjidekov (BU)
	Cultural Program
	Crete: A journey through time Dr E. Detorakis (GR)

# Programme

Friday October 10<sup>th</sup> 2025

	Hall 1 A
08.30-9.30	<b>Scientific session</b>  <b>WAKE UP CASES in NEURORADIOLOGY</b> Cem Calli (TR), Efthychia Kapsalaki (GR)
9.30-11.00	<b>Scientific session</b>  <b>PEDIATRIC RADIOLOGY</b> Moderators: <b>M. Argyropoulou (GR), A. Rossi (IT)</b>
9.30-9.50	Brain malformations: the role of imaging in the era of neurogenetics. <b>Andrea Rossi (IT)</b>
9.50-10.10	Seizures of the neonate: the role of imaging. <b>Maria Argyropoulou (GR)</b>
10.10-10.30	Imaging of Congenital Lung Lesions. <b>Efthymia Alexopoulou (GR)</b>
10.30-10.50	CAKUT (Congenital anomalies of the kidney and urinary tract): how to image in children. <b>Maria Raissaki (GR)</b>
10.50-11.00	Discussion
11.00-11.30	Coffee break
11.30 -13.00	<b>Scientific session</b>  <b>NEURORADIOLOGY</b> Moderators: <b>E. Papadaki (GR), C. Calli (TR)</b>
11.30-11.50	Update in demyelinating diseases. <b>KinCESS Tamas (HU)</b>
11.50-12.10	Neuroinflammatory Alerts: Imaging Clues in Meningitis, Encephalitis, and Cerebritis. <b>Gökçen Çoban Çiftçi (TR)</b>
12.10-12.30	Headache in oncological patients. <b>Majda Thurnher (AT)</b>
12.30-12.50	Neuroimaging: Entering the uncharted realms. <b>Milos Lucic (SR)</b>
12.50-13.00	Discussion

# Friday October 10<sup>th</sup> 2025

Hall 1 A	
13.00-14.00	Break
13.00-13.30	<b>Satellite Lunch Lecture</b>  Prostate MR imaging with the use of novel Coil and Deep Learning Reconstruction technology. <b>Prof. Olivera Nikolic</b> Faculty of Medicine, University of Novi Sad, Head of MRI in University Clinical Center of Vojvodina Moderator: <b>Dr Evangelos Chartampilas</b>
13.30-14.00	<b>Satellite Lecture</b>  Advances in diagnostic strategies for prostate cancer. Speaker: <b>Dr Evangelos Alexiou</b> Radiologist MD, PhD, Head of Radiology Department, Larissa General Hospital, Greece Moderator: <b>Dr Evangelia Chryssou</b>
14.00-15.30	<b>Scientific session</b> <b>EMERGENT RADIOLOGY</b> Moderators: <b>A. Chatziioannou (GR), P. Papanagiotou (GR)</b>
14.00-14.20	Thrombectomy in Acute Ischemic Stroke: Where Do We Stand Today? <b>Panagiotis Papanagiotou (GR)</b>
14.20-14.40	Imaging of acute aortic syndrome. <b>Achilleas Chatziioannou (GR)</b>
14.40-15.00	Radiological Findings of Earthquake-related Injuries and Crush Syndrome. <b>Ahmet Gürkan Erdemir (TR)</b>
15.00-15.20	Radiological Management of Mass Casualties Due to Natural Disasters. <b>Mehmet Ruhi Onur (TR)</b>
15.20-15.30	Discussion



Hall 1 A	
15.30-17.00	<b>Scientific session</b>  <b>RADIOLOGICAL ANATOMY</b> Moderators: <b>M. Lucic (SR), P. Prassopoulos (GR)</b>
15.30-15.50	Why knowledge of brain anatomy is important- lessons learned from practice. <b>Dora Zlatareva (BU)</b>
15.50-16.10	Neck Spaces - anatomy and pathology. <b>Nikoleta Traikova (BU)</b>
16.10-16.30	Tethers, Shields, and Filters: Decoding the Spleen in Imaging. <b>Sevtap Arslan Sarıkaya (TR)</b>
16.30-16.50	Tethers, Shields, and Filters: Decoding the peritoneum and mesentery in Imaging. <b>Deniz Akata (TR)</b>
16.50-17.00	Discussion
17.00-17.30	Coffee break
17.30-19.00	<b>Scientific session</b>  <b>REAL-LIFE DEPLOYMENT OF AI SOFTWARE: CONSIDERATIONS AND CHALLENGES</b> Moderators: <b>M. Klontzas (GR), A. Isaac (UK)</b>
17.30-17.50	Hurdles to overcome at the research stage. <b>Michail Klontzas (GR)</b>
17.50-18.10	AI/Radiomics 2.0: How to increase translation to the clinics. <b>Nikolaos Papanikolaou (PT) VIRTUAL</b>
18.10-18.30	Challenges to implementation in clinical practice. <b>Amanda Isaac (UK)</b>
18.30-18.50	Training radiology personnel for appropriate use of AI <b>Christina Malamateniou (UK)</b>
18.50-19.00	Discussion
19.00-20.00	<b>BSR Executive Committee Meeting &amp; General Assembly</b>

# Friday October 10<sup>th</sup> 2025

Hall 2 B	
08.30-9.30	<b>Scientific session</b>  <b>WAKE UP CASES in ABDOMINAL and MSK RADIOLOGY</b> Maria Daskalogiannaki (GR), Evangelia Vassalou (GR)
9.30-11.00	<b>Scientific session</b>  <b>ABDOMINAL RADIOLOGY</b> Moderators: C. Triantopoulou (GR), N. Elmas (TR)
9.30-9.50	Pancreatic cancer. <b>Vesna Durovic Sarajlic (BH)</b>
9.50-10.10	Neuroendocrine pancreatic tumors: accurate diagnosis and staging. <b>Charina Triantopoulou (GR)</b>
10.10-10.30	Biliary tract cancers. <b>Evangelos Chartampilas (GR)</b>
10.30-10.50	The impact of imaging in the evaluation and treatment of peritoneal carcinomatosis: an update. <b>Panagiotis Prassopoulos (GR)</b>
10.50-11.00	Discussion
11.00-11.30	Coffee break
11.30 -13.00	<b>Scientific session</b>  <b>IMAGING OF FEMALE PELVIS</b> Moderators: L. Mouloupoulos(GR), A. Palko (HU)
11.30-11.50	Ovarian Cancer. <b>Lia Mouloupoulos (GR)</b>
11.50-12.10	Endometrial cancer. <b>Charis Bourgioti (GR)</b>
12.10-12.30	Inflammatory disease of the female pelvis. How do I manage it? <b>Sofia Papaioannou (GR)</b>
12.30-12.50	Expect the unexpected in abdominal-pelvic imaging - challenging cases from my worklist. <b>Andras Palko (HU)</b>
12.50-13.00	Discussion
13.00-14.00	Break

**ABDOMINAL RADIOLOGY**

Moderators: **A. Ivanović (SR), V. D. Sarajlic (BH)**

**LECTURE:**

Quantifying Liver Fat with Advanced Imaging Techniques.

**Ilkay Sedakat Idilman (TR)**

**(425) - Portal Biliopathy: CT evaluation**

Hadjichristou Elena, Kourdakis Dimitrios, Vogiatzi Maria Michailia, Makridou Eleni, Serefidou Despoina, Manavi Ekaterini

*General Hospital of Thessaloniki "O Agios Dimitrios" - Radiology department*

**(405) - Spontaneous Intrahepatic Bilomas due to Gallbladder Perforation: Two Cases as Rare Complication of Perforated Acute Cholecystitis.**

Tsimitri Asimina

*Radiologist in General Hospital of Katerini*

**(433) - Can Ki-67 expression in panNEN patients with liver metastases be predicted by the necrosis/mass ratio on CT findings?**

Erkan Bilgin, Hadi Sertaç GÜLER, Hasan Aydın

*Dr. Abdurrahman Yurtaslan Oncology Training and Research Hospital*

**(347) - Detection of extrapancreatic perineural invasion in pancreatic head ductal adenocarcinoma: utility of four MDCT patterns of spread**

Zeljka Kovacevic<sup>1</sup>, Aleksandar M. Ivanovic<sup>2</sup>

*1. University Clinical Center of Serbia, Center for Radiology, 2. University Clinical Center of Serbia, Faculty of Medicine, Belgrade*

**(335) - Diagnostic value of tailored MDCT in differentiating ampullary carcinoma from primary duodenal carcinoma**

Aleksandar M. Ivanovic<sup>1</sup>, Sonja Lukendic<sup>2</sup>, Aleksandar Pavlovic<sup>2</sup>

*1. University Clinical Center of Serbia, Faculty of Medicine, Belgrade, 2. University Clinical Center of Serbia, Center for Radiology*

**(418) - Peritoneal Carcinomatosis and the Small Bowel: What the Radiologist Sees – What the Surgeon Finds**

A. Mouroukis<sup>1</sup>, T. Adamaki<sup>1</sup>, E. Euripidi<sup>1</sup>, V. Christoforos<sup>1</sup>, A.A. Tentes<sup>2</sup>, N. Courcotsakis<sup>1</sup>

*1. Medical University of Thrace Department of diagnostic and therapeutic Radiology, 2. Central clinic of Thessaloniki*

**(477) - Diagnostic Accuracy and Clinical Impact of CT Imaging in Gastrointestinal Tract Perforation: A Systematic Review with Focus on Retroperitoneal vs Intraperitoneal Perforation Sites**

Amila Šabić Velić, Samira Sijahović

*Clinical Center University of Sarajevo*

**(376) - What is the affect of bariatric surgery on pancreatic steatosis?**

Mehmet Akyüz<sup>1</sup>, Anıl Ergin<sup>2</sup>, Mahir Fersahoğlu<sup>2</sup>, Ahmet Nedim Kahraman<sup>1</sup>

*1. University of Health Sciences Fatih Sultan Mehmet Education and Research Hospital Radiology Clinic, 2. University of Health Sciences Fatih Sultan Mehmet Education and Research Hospital General Surgery Clinic*

## Hall 2 B

15.30-17.00

### Scientific session

#### GASTROINTESTINAL RADIOLOGY

Moderators: **M. Erturk**(TR), **S. Gourtsoyianni** (GR)

15.30-15.50

Upper GI cancer staging (e.g. oesophagus, stomach, duodenum).

**Aikaterini Xynou** (GR)

15.50-16.10

Lower GI cancer staging (colorectal & anal).

**Sofia Gourtsoyianni** (GR)

16.10-16.30

Small bowel pathology identification.

**Ezgi Guler** (TR)

16.30-16.50

Lymphomas in the abdominal viscera: radiologic pathologic correlation.

**Nikolaos Courkoutsakis** (GR)

16.50-17.00

Discussion

17.00-17.30

### Coffee break

17.30-19.00

### Scientific session

#### OSTEOPOROSIS IMAGING: STATE OF THE ART

Moderators: **A. Karantanas**(GR), **K. Chlapoutakis** (GR)

17.30-17.50

DXA: an update of the gold-standard.

**Konstantinos Chlapoutakis** (GR)

17.50-18.10

Role of Quantitative Imaging in Osteoporosis Diagnosis (CT, MRI).

**Alexia Balanika** (GR)

18.10-18.30

Calculating the fracture risk.

**Christos Baltas** (GR)

18.30-18.50

Imaging for early detection of osteoporotic fractures.

**Ustun Aydingoz** (USA) **VIRTUAL**

18.50-19.00

Discussion



Hall 3 C	
08.30-9.30	<b>Scientific session</b>  <b>WAKE UP CASES in CARDIOVASCULAR and BREAST RADIOLOGY</b> Christos Skiadas (GR), Evangelia Panourgias (GR)
9.30-11.00	<b>Scientific session</b>  <b>THORACIC IMAGING</b> Moderators: C. Kalogeropoulou (GR), H. Prosch (AT)
9.30-9.50	HRCT imaging patterns. The essentials. <b>Kyriaki Tavernaraki (GR)</b>
9.50-10.10	Interstitial lung disease in systemic autoimmune rheumatic diseases. <b>Christina Kalogeropoulou (GR)</b>
10.10-10.30	Hypersensitivity pneumonia. <b>Helmut Prosch (AT)</b>
10.30-10.50	Pulmonary vasculitis. <b>Selen Bayraktaroğlu (TR)</b>
10.50-11.00	Discussion
11.00-11.30	Coffee break
11.30 -13.00	<b>Scientific session</b>  <b>RADIOLOGY in DAILY PRACTICE</b> Moderators: T. Maris (GR), K. Perisinakis (GR)
11.30-11.50	Decreasing radiation dose with CT: what I can and what I cannot do? <b>Antonis Papadakis (GR)</b>
11.50-12.10	MR safety. <b>Thomas Maris (GR)</b>
12.10-12.30	Contrast media safety: A practical guidance. <b>Konstantinos Chatoupis (GR)</b>
12.30-12.50	Contrast Enhanced Ultrasound in routine daily practice. <b>Ortansia Doryforou (GR)</b>
12.50-13.00	Discussion
13.00-14.00	Break

**THORACIC RADIOLOGY AND CARDIOVASCULAR RADIOLOGY**

Moderators: **K. Tavernaraki (GR), M. Spirovski (SR)**

**(429) - Imaging Acute Dyspnea: CT Pattern Recognition in Emergency Diagnosis**

Androniki Petrou, Ilianna Tsetsoy, Styliani Mitropoulou, Anastasia Sardeli, Chrysoula Anna Vogiatzi, Panagiotis Koreas, Vasileios Balomenos, Styliani Arapostathi, Kyriaki Tavernaraki  
*Imaging and Interventional Radiology Department, "Sotiria" General and Chest Diseases Hospital, Athens, Greece*

**(309) - Radiological and Clinical Correlations of Cough in Pulmonary Sarcoidosis: An HRCT-Based Study**

Kristina Dimitrijevic  
*University clinic of pulmonology and allergology, Medical faculty, Skopje, N.Macedonia*

**(434)- Imaging Patterns of Systemic Sclerosis-Associated Interstitial Lung Disease: A Retrospective HRCT Review**

Androniki Petrou<sup>1</sup>, Ioannis Tomos<sup>2</sup>, Ilianna Tsetsoy<sup>1</sup>, Anastasia Sardeli<sup>1</sup>, Spyridon Papandrianos<sup>2</sup>, Styliani Mitropoulou<sup>1</sup>, Nektaria Sidiropoulou<sup>1</sup>, Adamantia Liapikou<sup>2</sup>, Kyriaki Tavernaraki<sup>1</sup>  
*1. Imaging and Interventional Radiology Department, "Sotiria" General and Chest Diseases Hospital, Athens, Greece, 2. 5th Department of Respiratory Medicine, "Sotiria" General and Chest Diseases Hospital, Athens, Greece*

**(503) - Can AI train radiologists to better assess chest radiograph?**

Dimitra Grigoropoulou<sup>1</sup>, Eleftheria Chara Stamoulaki<sup>1</sup>, Efstathios E. Detorakis<sup>1</sup>, Nikolas Christodoulides<sup>1</sup>, Michail Klontzas<sup>1,2</sup>, Maria Raissaki<sup>1,2</sup>  
*1. University Hospital of Heraklion, Crete, Greece  
2. Medical School, University of Crete, Greece*

**(480) - Does Artificial Intelligence (AI) increase performance in the identification of radiographic abnormalities in emergency chest radiographs?**

Eleftheria Chara Stamoulaki<sup>1</sup>, Efstathios E. Detorakis<sup>1</sup>, Nikolas Christodoulides<sup>1</sup>, Michail Klontzas<sup>1,2</sup>, Maria Raissaki<sup>1,2</sup>  
*1. University Hospital of Heraklion, Greece, 2. Medical School, University of Crete, Greece*

**(476) - Evaluating the Role of Radiomics on Non-Contrast Chest CT in Differentiating Sarcoidosis and Lymphoma**

Elif Irem Ozel, Cagin Huryol, Suleyman Oncu, Ozlem Akinci, Ercan İnci  
*Bakırköy Dr Sadi Konuk Training and Research Hospital, Department of Radiology, Istanbul, Turkey*

**(551) - Imaging Spectrum of Lung Cancer in CT**

Styliani Mitropoulou, Androniki Petrou, Ilianna Tsetsoy, Anastasia Sardeli, Parthena Ioannidi, Konstantina Minatsi, Margarita Moutou, Petros Filippousis, Kyriaki Tavernaraki  
*Imaging and Interventional Radiology Department, "Sotiria" General and Chest Diseases Hospital, Athens, Greece*

**(354) - The impact of epicardial fat tissue volume on CAD-RADS score**

Ayşenur Buz Yaşar, Samet Deniz, Melike Elif Kalfaoğlu, Zeliha Coşgun  
*Bolu Abant İzzet Baysal University, Medical School, Department of Radiology*

**(431) - Tracking Endoleaks: The Crucial Role of CT Angiography in Post-EVAR Follow-Up**

Lubomira Georgieva, Ivo Petrov, Gloria Adam  
*Acibadem City Clinic*

**(432) - Dissecting the Dissection: CT and Conventional Angiographic Evaluation of Innovative Treatment of Aortic Dissection Type A with Stent-graft In Situ Fenestration**

Gloria Adam, Lubomira Georgieva, Ivo Petrov  
*Acibadem City Clinic*

Hall 3 C	
15.30-17.00	<b>Scientific session</b>  <b>MSK RADIOLOGY</b> Moderators: <b>M. Vlychou (GR), E. Vassalou (GR)</b>
15.30-15.50	Fat pads around the knee. <b>Evangelia Vassalou (GR)</b>
15.50-16.10	Radiological Monitoring of Treatment in Bone Tumors. <b>Sebnem Orguc (TR) VIRTUAL</b>
16.10-16.30	Elbow MR Imaging. <b>Berna Dirim Mete (TR)</b>
16.30-16.50	Knee MRI. <b>Ülkü Kerimoğlu (TR)</b>
16.50-17.00	Discussion
17.00-17.30	Coffee break
17.30-19.00	<b>Scientific session</b>  <b>UROGENITAL RADIOLOGY</b> Moderators: <b>A. Andrianaki (GR), M. Cecil (TR)</b>
17.30-17.50	MR guided prostate biopsies. <b>Olivera Nikolic (SR)</b>
17.50-18.10	Update in Bosniak classification. <b>Mustafa Cecil (TR)</b>
18.10-18.30	Characterization of solid renal masses with multiparametric MR. <b>Gülbiz Dagolu Kartal (TR)</b>
18.30-18.50	Multiparametric MR prostate imaging. <b>Evangelia Chryssou (GR)</b>
18.50-19.00	Discussion

### BREAST, FEMALE PELVIS AND UROGENITAL IMAGING

Moderators: **G. Durhan (TR), D. Akata (TR)**

**(273) - Detection of invasive lobular breast cancer using 2D versus 2D+3D mammography**

Nataša Prvulović Bunović<sup>1,2</sup>, Viktorija Vučaj Čirilović<sup>1,2</sup>, Danka Petrović<sup>1</sup>, Tanja Ilić<sup>1</sup>, Milena Spirovski<sup>1</sup>

1. *Oncology Institute of Vojvodina, Sremska Kamenica*, 2. *Medical Faculty University of Novi Sad, SERBIA*

**(518) - Two Different Faces Of Granulomatous Mastitis: Comparison Of Radiological, Pathological And Clinical Findings Of Cystic Neutrophilic Granulomatous Mastitis And Idiopathic Granulomatous Mastitis**

Ismail Cihat Cankurtaran<sup>1</sup>, Onat Guner<sup>1</sup>, Kemal Kosemehmetoglu<sup>2</sup>, Yasin Sarikaya<sup>1</sup>, Sevtap Arslan Sarikaya<sup>1</sup>, Meltem Gulsun Akpınar<sup>1</sup>, Figen Demirkazik<sup>1</sup>, Ali Konan<sup>3</sup>, Gamze Durhan<sup>1</sup>

1. *Hacettepe University Faculty of Medicine Department of Radiology*, 2. *Hacettepe University Faculty of Medicine Department of Pathology*, 3. *Hacettepe University Faculty of Medicine Department of General Surgery*

**(375) - Preoperative Prediction of Lymphovascular Invasion in Invasive Breast Cancer Using Multiparametric MRI-Based Radiomics and Machine Learning Algorithms**

Çağın Hüryol<sup>1</sup>, Süleyman Öncü<sup>1</sup>, Ayşegül Akdoğan Gemic<sup>2</sup>, Elif Hocaoglu<sup>1</sup>, Ercan İnci<sup>1</sup>, Doğu Manalı<sup>3</sup>, Hasan Demirel<sup>3</sup>

1. *Bakırköy Dr. Sadi Konuk Training and Research Hospital*, 2. *Medipol Mega University Hospital*, 3. *Eastern Mediterranean University*

**(482) - Breast Cancer Screening Awareness in Balkan Countries: A Focus on Bulgaria**

Tsvetelina Teneva, Kristina Bliznakova

*Medical University of Varna*

**(441) Evaluation of Puborectal Muscle Volume in Magnetic Resonance Imaging in Perianal Fistulas**

Melike Elif Kalfaoğlu, Aysenur Buz Yasar, Tunahan Soydan

*Bolu Abant İzzet Baysal University, Medical School, Department of Radiology*

**(331) - Rare Diseases: Mayer-Rokitansky-Küster-Hauser Syndrome with Ectopic Spleen**

Skiada Despoina-Christina<sup>1</sup>, Pantelidis Andreas<sup>1</sup>, Triantou Anastasia<sup>1</sup>, Kasti Eirini<sup>2</sup>, Georganas Marios<sup>3</sup>, Delaporta Eirini<sup>3</sup>

1. *Radiology Resident, Department of X-ray and Ultrasound Imaging, Rhodes General Hospital, Rhodes, Greece*, 2. *Consultant Radiologist (Grade B), Department of CT and MR Imaging, Rhodes General Hospital, Rhodes, Greece*, 3. *Director, Department of CT and MR Imaging, Rhodes General Hospital, Rhodes, Greece*

**(389) - Optimising MRI Evaluation in Deep Pelvic Endometriosis: Structured Reporting and Compartmental Analysis**

Dan Costachescu, Daniel Claudiu Malita

*University of Medicine and Pharmacy "Victor Babes" Timisoara*

**(470) - Segmental Cavernosal Artery Doppler Evaluation in Erectile Dysfunction: Is Proximal or Distal Measurement More Informative?**

Berk Ata Özkan, Mustafa Orhan Nalbant, Elif Hocaoglu, Ercan İnci

*Bakırköy Dr Sadi Konuk Training and Research Hospital, Department of Radiology, Istanbul, Turkey*

**(426) - Renal Cell Carcinoma in horseshoe kidney: CT evaluation**

Hadjichristou Elena, Tsitouridis Alexandros, Kourdakis Dimitrios, Vogiatzi Maria Michailia,

Makridou Eleni, Serefidou Despoina, Manavi Ekaterini

*General Hospital of Thessaloniki "O Agios Dimitrios" - Radiology department*

**(417) - Innovations and Challenges in Contrast Agents: Imaging, Safety, and Future Prospects**

Georgios Kyriakidis, Pavlos Tsikouriadis, Soultana Patzonidou, Angeliki Papadimitriou, Ioannis Davidis

*General Hospital Of Thessaloniki G. Gennimatas Radiology Department*



# Saturday October 11<sup>th</sup> 2025

## Hall 1 A

08.30-9.30

### Scientific session

#### HOW TO DO IT?

8.30-9.00

Spinal pain management, how I do it?"

**Konstantinos Spanakis (GR)**

9.00-9.30

US-guided elbow injections.

**Evangelia Vassalou (GR)**

9.30-11.00

### Scientific session

#### UPDATES IN INTERVENTIONAL RADIOLOGY: A SESSION DEVOTED TO MEMORY OF DIMITRIS TSETIS

Moderators: **D. Karnambatidis (GR), E. Kechagias (GR)**

9.30-9.50

Endovascular solutions for challenging necks in AAA.

**Raman Uberoi (UK)**

9.50-10.10

Endovascular treatment in pulmonary embolism.

**Gianpaolo Carrafiello (IT)**

10.10-10.30

IR in mesenteric ischemia.

**Antonio Basile (IT)**

10.30-10.50

Interventional Radiology: A clinical specialty.

**Elias Brountzos (GR)**

10.50-11.00

Discussion

11.00-11.30

### Coffe break

11.30-12.50

### Scientific Session

#### LEADERSHIP IN RADIOLOGY

Moderators: **A.Karantanas (GR), P. Zampakis (GR)**

11.30-11.50

Leadership & Future fit capabilities in the era of metaclinical medicine.

**Athanasios Kotsanis (GR)**

11.50-12.20

Mentoring in Radiology.

**Apostolos Karantanas (GR)**

12.20-12.30

Discussant: **Em.Prof. N. Gourtsoyiannis (GR)**

12.30-12.50

Discussion

13.00-13.30

### Break

# Saturday October 11<sup>th</sup> 2025

## Hall 1 A

13.30-14.00

### Satellite Lecture



«NAEOTOM Alpha and the clinical impact of Photon-counting CT».

**Dr. Benjamin Longere**

Associate Professor of Cardiovascular radiology - Interventional radiology in  
INSTITUT COEUR POUMON, CHU LILLE

Moderator: **Prof. Konstantinos Perisinakis**

14.00-15.30

### Scientific session

#### YOUNG (CLUB) IN THE SPOTLIGHT – SHAPING THE FUTURE OF RADIOLOGY

Moderators: **A. Karantanas (GR), B. Horehledova (NL)**

14.00-14.20

Introduction to ESSR Young Club and its Activities.

**Barbora Horehledova (NL)**

14.20-14.40

Why Every Society Should Have a Young Club.

**Vid Matic (CRO)**

14.40-15.00

Introduction to RadGames - The Gamechanger.

**Marco Curti (CH)**

15.00-15.30

Interactive Case Challenge

15.30-17.00

### Scientific session

#### BREAST IMAGING

Moderators: **E. Panourgias (GR), A. Kozana (GR)**

15.30-15.50

High-risk lesions of the breast: diagnostic tools and management.

**Iro Xyda (GR)**

15.50-16.10

Breast imaging - beyond conventional.

**Marijana Basta Nikolic (SR)**

16.10-16.30

Illuminating the Breast:

**Gamze Durhan (TR)**

16.30-16.50

Advancing Breast Cancer Detection with AI-enhanced Mammography.

**Nikolaos Dimitropoulos (GR)**

16.50-17.00

Discussion

17.00- 17.30

Coffee break

# Saturday October 11<sup>th</sup> 2025

## Hall 1 A

17.30-19.20

### Scientific session

#### IMAGING OF THE SPINE

Moderators: **Z. Merhemic (BH)**, **H. Aydin (TR)**

17.30-17.50

MR imaging protocols of the spine.

**Marijana Karlovic Vidakovic (BH)**

17.50-18.10

Infections of the spine.

**Zulejha Merhemic (BH)**

18.10-18.30

The degenerative cervical spine.

**Edin Avdagic (BH)**

18.30-18.50

The degenerative lumbar spine.

**Spyros Karampekios (GR)**

18.50-19.10

Spinal tumors.

**Nil Tokgöz (TR)**

19.10-19.20

Discussion

19.30-20.30

**Hall A 1 MINOS**  
**Closing Ceremony and Awarding**

# Saturday October 11<sup>th</sup> 2025

## Hall 2 B

08.30-9.30

### Scientific session

#### HOW TO DO IT?

8.30-9.00

CEUS in abdomen: how to do it and interesting cases.

**Dimosthenis Cokkinos (GR)**

9.00-9.30

Transabdominal Ultrasound Elastography: how to do it and interesting cases.

**Ajdin Smajlovic (BH)**

9.30-11.00

### Scientific session

#### CARDIOVASCULAR RADIOLOGY

Moderators: **R. Maksimovic (SR)**, **K. Michailidis (GR)**

9.30-9.50

Cardiac MR in nonischemic/inflammatory cardiomyopathy.

**Ruzica Maksimovic (SR)**

9.50-10.10

Cardiac MR in ischemic cardiomyopathy.

**Efstathios Deterakis (GR)**

10.10-10.30

CT coronography. Practical guide and findings.

**Konstantinos Michailidis (GR)**

10.30-10.50

Imaging in cardiac tumors.

**Milena Spirovski (SR)**

10.50-11.00

Discussion

11.00-11.30

Coffee break

11.30-13.00

### Scientific session

#### ONCOLOGIC IMAGING

Moderators: **C. Tziakouri (CY)**, **S. Koukouraki (GR)**

11.30-11.50

Hepatospecific contrast in cirrhotic and oncological patients.

**Ioanna Lupescu (RO) VIRTUAL**

11.50-12.10

Hybrid imaging before treatment.

**Sofia Koukouraki (GR)**

12.10-12.30

Hybrid imaging – after treatment- therapy response overview.

**Silvija Lucic (SR)**

12.30-12.50

Principles of Radiation therapy.

**Maria Tolia (GR)**

12.50-13.00

Discussion

13.00-13.30

Break



### NEURO AND HEAD AND NECK IMAGING

Moderators: **D. Zlatareva (BU), M. Mantatzis (GR)**

**(436) - A rare clinical manifestation of relatively fast progressing cognitive decline in a patient with Morgagni-Stewart-Morel syndrome presenting to the ER with persistent pulsating holocranial headache.**

Evlampia A. Psatha<sup>1</sup>, Eirini-Dimitra Evripidi<sup>2</sup>, Soultana Foutzitzi<sup>3</sup>, Maria-Valeria Karakasi<sup>4</sup>, Ioannis Iliopoulos<sup>5</sup>, Savvas Deftereos<sup>6</sup>

1. Assistant Professor of Neuroradiology, Democritus University of Thrace/ Department of Diagnostic and Interventional Radiology, University General Hospital of Alexandroupolis. 2. Radiology Resident, Department of Diagnostic and Interventional Radiology, University General Hospital of Alexandroupolis. 3. Radiology Consultant, Department of Diagnostic and Interventional Radiology, University General Hospital of Alexandroupolis. 4. Psychiatry Consultant, Department of Psychiatry, University General Hospital of Alexandroupolis. 5. Professor of Neurology, Democritus University of Thrace/ Department of Neurology, University General Hospital of Alexandroupolis. 6. Professor of Radiology, Democritus University of Thrace/ Department of Diagnostic and Interventional Radiology, University General Hospital of Alexandroupolis.

**(528) - Radiomics machine learning approach for the differential diagnosis of neuropsychiatric lupus erythematosus from multiple sclerosis**

Kalliopi Sylaiou<sup>1</sup>, Antonios Kagialis<sup>1</sup>, Sergia Liasi<sup>1</sup>, Vasileios Mastorodemos<sup>2</sup>, George Bertsiaris<sup>3</sup>, Michail Klontzas<sup>1,4</sup>, Efrosini Papadaki<sup>1,4</sup>

1. Department of Radiology, School of Medicine, University of Crete, University Hospital of Heraklion, Crete, Greece. 2. Department of Neurology, School of Medicine, University of Crete, University Hospital of Heraklion, Crete, Greece. 3. Department of Rheumatology, School of Medicine, University of Crete, University Hospital of Heraklion, Crete, Greece. 4. Institute of Computer Science, Foundation of Research and Technology-Hellas, Voutes, Heraklion, Greece

**(525) - Comprehensive MRI Evaluation of Dysembryoplastic Neuroepithelial Tumors (DNETs): A Single-Center Retrospective Study**

Zeynep Firat, PhD, Ayşegül Görmez, MD, Prof. Dr. Gazanfer Ekinci  
Yeditepe University Hospitals

**(424) - Overpneumatization of sphenoid sinus: CT evaluation**

Hadjichristou Elena, Kourdakis Dimitrios, Makridou Eleni, Vogiatzi Maria Michailia, Manavi Ekaterini

General Hospital of Thessaloniki "O Agios Dimitrios" - Radiology department

**(358) - CT Angiographic Evaluation of Azigos Anterior Cerebral Artery Variations**

Seda Sogukpinar Karaagac

Department of Radiology, Firat University Faculty of Medicine, Elazig, Turkey

**(462) - Is it Really a Hyperdense Middle Cerebral Artery Sign? A Comparative Analysis of Arterial Density Before and After Middle Cerebral Artery Occlusion**

Mustafa DEMİR, Ahmet Harun TURGAN

Ümraniye Training And Research Hospital

**(459) - Radiological and Clinical Outcomes after Middle Meningeal Artery Embolization with PVA Particles in Chronic Subdural Hematoma: A Retrospective Single-Center Study**

Keihan Darvishi, Daniel weiß, Arian Taheri, Farid Ziayee, Marius Kaschner

Department of Radiology, University Hospital Düsseldorf, Düsseldorf, Germany

**(488) - First Pass and Second Pass Outcomes of Aspiration vs. Stent Retriever Techniques in Mechanical Thrombectomy for MCA M1 Occlusions**

Yunus YASAR, Safa Ozyilmaz

Umraniye Training and Research Hospital, Department of Radiology, Istanbul, Turkey

**(370) - Endovascular interventions in patients with critical stenoses of carotid arteries and contralateral total carotid occlusion.**

Chavdar Bachvarov, G.Todorov, M.Nanev

Medical University Varna BG

Hall 2 B	
15.30-17.00	<b>Scientific session</b>  <b>HOW TO GET INVOLVED IN AI RESEARCH IN RADIOLOGY</b> Moderators: <b>M. Klontzas (GR), G. Kalarakis (GR)</b>
15.30-15.50	The perspective of a radiology resident. <b>Matthaios Triantafyllou (GR)</b>
15.50-16.10	The perspective of a physicist. <b>Konstantina Giouroukou (GR)</b>
16.10-16.30	The perspective of a radiographer. <b>Nikolaos Stogiannos (UK)</b>
16.30-16.50	The perspective of a young consultant. <b>Georgios Kalarakis (SE)</b>
16.50-17.00	Discussion
17.00- 17.30	Coffee break
17.30-19.20	<b>Scientific session</b>  <b>ADVANCES IN RADIOLOGY</b> Moderators: <b>M. Raissaki (GR), T. Maris (GR)</b>
17.30-17.50	Basic principles of dynamic contrast-enhanced CT imaging: acquisition protocols. and post-processing. <b>Konstantinos Perisinakis (GR)</b>
17.50-18.10	The role of an automated artificial intelligence system in the detection of stroke and the implementation of mechanical thrombectomy. <b>Vedran Markotic (BH)</b>
18.10-18.30	Fetal MRI in the Diagnosis of Cerebrovascular Disorders. <b>Georgi Hadjidekov (BU)</b>
18.30-18.50	Advanced imaging techniques in neurointerventional suite. <b>Michalis Mantatzis (GR)</b>
18.50-19.10	Advanced U/S guided Achilles tendon therapies. <b>Georgios Kakkos (GR)</b>
19.10-19.20	Discussion

# Saturday October 11<sup>th</sup> 2025

## Hall 3 C

08.30-9.30

### Scientific session

#### HOW TO DO IT?

8.30-9.00

Videofluoroscopy of swallowing study (VFSS): how to do it and what to look for in children.

**Lukas Daglilelis (GR)**

9.00-9.30

Videofluoroscopy of swallowing study (VFSS): how to do it and what to look for in adults.

**Aikaterini Xynou (GR)**

9.30-11.00

### Scientific session

#### HEAD and NECK RADIOLOGY

Moderators: **N. Traikova (BU), M. Gasic (SR)**

9.30-9.50

CT findings and clinico-radiological correlation of laryngeal squamous cell carcinoma.

**Milos Gasic (SR)**

9.50-10.10

Imaging of the inner ear.

**Svjetlana Jefic (BH)**

10.10-10.30

RF ablation of benign thyroid nodules.

**Sanja Stojanovic (SR)**

10.30-10.50

Pediatric neck. What to expect?

**Irmina Sefic Pasic (SLO/BH)**

10.50-11.00

Discussion

11.00-11.30

### Coffee break

11.30-13.00

### Scientific session

#### INTERVENTIONAL RADIOLOGY

Moderators: **D. Filippiadis (GR), O. Akhan (TR)**

11.30-11.50

Mechanical Thrombectomy in Posterior Circulation - treatment beyond golden hour.

**Deniz Bulja (BH)**

11.50-12.10

Endovascular interventions in patients with critical stenoses of carotid arteries and contralateral total carotid occlusion.

**Chavdar Bachvarov (BU)**

12.10-12.30

Percutaneous ablation in RCC: how far have we got.

**Dimitris Filippiadis (GR)**

12.30-12.50

The role of ablation on the treatment of liver CRC metastasis.

**Okan Akhan (TR)**

12.50-13.00

Discussion

## Hall 3 C

13.00-13.30

Break

14.00-15.30

### SCIENTIFIC PRESENTATIONS

#### INTERVENTIONAL RADIOLOGY

Moderators: **K. Spanakis (GR), N. Galanakis (GR)**

##### **(444) - Beyond the Pain: Imaging & Embolization for Pelvic Congestion Syndrome**

Eleni Alik Nikolopoulou, Panagiotis Petaloudis, Myrto Papadopoulou, Ismini Oraiopoulou, Maria Tsakona, Dionisios Markoutsas, Maria Politi, Dimitrios Tomais, Theodoros Kratimenos  
*Interventional Radiology, Radiology Department, Evangelismos Hospital, General Athens Hospital, Greece*

##### **(316) - Minimally Invasive Interventions in Chronic Lumbar Pain: The Role of Ozone Nucleolysis and Periradicular Therapy**

Dimitar Veljanovski<sup>1</sup>, Biljana Bozinovska<sup>2</sup>, Biljana Prgova Veljanova<sup>3</sup>, Masha Kostova<sup>4</sup>, Sandra Dejanova Panev<sup>5</sup>

1. City General Hospital "September 8th" - Skopje, 2. City General Hospital "September 8th" - Skopje, 3. City General Hospital "September 8th" - Skopje, 4. City General Hospital "September 8th" - Skopje, 5. City General Hospital "September 8th" - Skopje

##### **(422) - Diagnostic value of posterior epidural fat interposition on MRI in adolescent spondylolysis**

Belgin Karan

Belgin KARAN, MD, Staff Radiologist Department of Radiology, Faculty of Medicine, İstanbul Medipol University Sefaköy Hospital, İstanbul, Turkey Tevfik Bey Mah. Maslak Çeşme Cad. No:30, 34295 Sefaköy-Küçükçekmece, İstanbul, Turkey

##### **(251) - Unusual Preoperative Musculoskeletal Tumor Embolization For Hemodynamic Control**

Ahmet Burak KARA, Bekir Said Srtkı ULUSOY, Çetin Murat ALTAY

Gaziantep City Hospital, Department of Interventional Radiology

##### **(379) - Direct stenting vs percutaneous mechanical thrombectomy in patients with acute lower limb ischemia: Mid- and long-term outcomes.**

Angeliki Voudaski, Elias Kehagias, Nikolaos Kontopodis, Alexia Maria Gouliauou, Michail Klontzas, Nikolaos Galanakis

University Hospital of Heraklion

##### **(473) - Machine Learning-Driven Prediction of Pericatheter Bleeding Risk in Tunneled Hemodialysis Catheterization**

Ali Dablan, Ömer Altun, Hamit Özgül, Mustafa Fatih Arslan, İlhan Nahit Mutlu, Özgür Kılıçkesmez  
*Radiologist, Basaksehir Cam and Sakura City Hospital*

##### **(394) - Endovascular Management of False Lumen in Chronic Aortic Dissection Using the New Generation Candy-Plug II: Two Cases from our Department Demonstrating Occlusion Strategies**

Myrto Papadopoulou, Panagiotis Petaloudis, Eleni Alik Nikolopoulou, Maria Tsakona, Ismini Oreopoulou, Nefeli Ntinou, Dimitrios Tomais, Ioannis Kalogeropoulos, Theodoros Kratimenos  
*Evangelismos General Hospital Athens, Interventional Radiology Unit*

##### **(395) - Endovascular Stent Graft Repair of Symptomatic Popliteal Artery Aneurysms: A Single-Center Experience**

Konstantinos Tsetis<sup>1</sup>, Nikolaos Galanakis<sup>1</sup>, Angeliki Voudaski<sup>1</sup>, Michalis Pesmatzoglou<sup>2</sup>, Nikolaos Kontopodis<sup>2</sup>, Elias Kehagias<sup>1</sup>

1. Interventional Radiology Unit, Medical School, University of Crete, Heraklion, Greece, 2. Vascular Surgery Department, Medical School, University of Crete, Heraklion, Greece.

##### **(435) - Transcatheter arterial chemoembolization for giant hepatic hemangiomas : A Safe, Organ-Preserving Alternative to Surgery**

Voudaski Aggeliki<sup>1,2</sup>, Alexia Maria Gouliauou<sup>2,1</sup>, Chlorakis Georgios<sup>3</sup>, Samonakis Dimitrios<sup>3</sup>, Kalaitzakis E.<sup>3</sup>, Drygiannakis I.<sup>3</sup>, Kehagias H.<sup>1,2</sup>, Galanakis N.<sup>1,3</sup>

1. Interventional Radiology Unit, Department of Medical Imaging, University General Hospital of Heraklion, School of Medicine, University of Crete, Heraklion, Greece, 2. University General Hospital of Heraklion, Department of Medical Imaging, 3. University Hospital of Heraklion Department of Gastroenterology

### MSK AND PEDIATRIC RADIOLOGY

Moderators: **G. Kakkos(GR), K. Chlapoutakis (GR)**

#### **(442) - Perfusion Parameters Analysis of the Vertebral Bone Marrow in Patients with Ph1 Chronic Myeloproliferative Neoplasms (PhnegMPN): A Dynamic Contrast-Enhanced MRI (DCE-MRI) Study**

Chrysovalantis Stylianou<sup>1</sup>, Thomas Maris<sup>2</sup>, Theodora Adamaki<sup>1</sup>, Dimitra-Eirini Evripidi<sup>1</sup>, Vasilios Christoforos<sup>1</sup>, Apostolos Mouroukis<sup>1</sup>, Nikolaos Courcoutsakis<sup>1,3</sup>

1. *Department of Diagnostic and Interventional Radiology, University General Hospital of Alexandroupolis, Alexandroupolis, Greece.* 2. *Department of Radiology, University General Hospital of Heraklion, Heraklion, Greece.* 3. *Democritus University of Thrace, Alexandroupolis, Greece*

#### **(468) - Intraosseous Lipomas: A Pictorial Review of Imaging Characteristics Across Diverse Anatomical Sites**

Maria Giannaki<sup>1</sup>, Matthaios Triantafyllou<sup>1</sup>, Michael E Klontzas<sup>1,2</sup>, Apostolos H Karantanas<sup>1,2</sup>

1. *Department of Medical Imaging, University Hospital of Heraklion, Crete, Greece.* 2. *Artificial Intelligence and Translational Imaging (ATI) Lab, Department of Radiology, School of Medicine, University of Crete*

#### **(452) - Comparison of ultrasound-guided platelet-rich plasma and corticosteroid injection for subacromial-subdeltoid bursitis: a prospective study**

Georgios Kalidonis<sup>1</sup>, Vasiliki Nikovia<sup>1,2</sup>, Eleni Anna Ezerska<sup>1</sup>, Karolos Demetriou<sup>1</sup>, Michael Klontzas<sup>1</sup>, Maria Raissaki<sup>1</sup>, Apostolos Karantanas<sup>1</sup>, Evangelia Vassalou<sup>1</sup>

1. *Department of Medical Imaging, University Hospital of Heraklion, Crete, Greece.*  
2. *Medical School, University of Crete, Greece*

#### **(533) - Dynamics of changes in the craniocellar index (CSI) with age**

Milan Bozinovic, David Stevanovic, Dusan Krstic, Mina Stanic, Bojana Krca, Ljubica Ilic, Teodora Jovanov, Stefan Petkovic, Jana Marinkovic, Ratko Stamatovic, Jasenka Vasic Vilic  
*Military Medical Academy Belgrade*

#### **(409) - Thoracic ultrasound in accidental pediatric chest trauma: scanning protocol and semiology**

Eleni Papaiakevou MD<sup>1</sup>, Sergia Liasi MD<sup>1</sup>, Maria Giannaki MD, MSc<sup>1</sup>, Konstantina Kasioumi MD<sup>1</sup>, Angeliki Voudaski MD<sup>1</sup>, Evangelia Vassalou MD, PhD<sup>1,2</sup>, Maria Raissaki MD, PhD<sup>1</sup>

1. *Department of Medical Imaging, University Hospital of Heraklion, Crete, Greece.*  
2. *Department of Medical Imaging, General Hospital of Sitia, Crete, Greece*

#### **(427) - Applicability of the ORADS-MRI Scoring System in the Evaluation of Pediatric Ovarian Masses**

Mehmed Fatih Yilmaz, Omer Altun, Mehmet Ali Arikan, Nazli Gulsum Akyel, Ercan Ayaz  
*Department of Radiology, University of Health Sciences, Basaksehir Cam and Sakura City Hospital, Basaksehir, Istanbul, Turkey*

Coffee break

Saturday October 11<sup>th</sup> 2025

## Hall 3 C

17.00-17.30 **Scientific session**

17.30-19.20 **CARDIOVASCULAR RADIOLOGY**

Moderators:

**E. Detorakis (GR), N. Galanakis (GR)**

17.30-17.50

Heart failure – how imaging affects management

**Maria Nedevska (BU)**

17.50-18.10

Cardiac valves- when, why, and how.

**Violeta Grudeva (BU) VIRTUAL**

18.10-18.30

Evaluation of paracardiac masses.

**Olga Nedeljkovic (SR)**

18.30-18.50

Diagnosis and Endovascular Treatment of Renal Hypertension: Advances and Clinical Perspectives

**Nikos Galanakis (GR)**

18.50-19.10

Percutaneous atherectomy, thrombectomy and lithoplasty in peripheral vessels.

**Elias Kechagias (GR)**

19.10-19.20

Discussion

# Dotarem®

Gadoteric acid

THE 1<sup>st</sup> MACROCYCLIC GBCA\* ON THE MARKET

**STABILITY**  
and experience

MORE THAN  
**140**  
MILLION DOSES  
ADMINISTERED GLOBALLY

Trusted by radiologists, Dotarem® by Guerbet, a flagship brand known for its high stability, delivering effective MR contrast enhanced examination.

+ 30 years of clinical practice

+ 140 million doses administered worldwide

+ 90 countries globally

\* Gadolinium - based contrast agent

Guerbet



**STN**

STAYING THE NERVE

# FACULTY LIST

## **Akata Deniz**

Professor of Radiology, Department of Radiology,  
Abdominal and Noninvasive Vascular Imaging  
Radiology Section  
Hacettepe University School of Medicine  
**Ankara, Türkiye**

## **Akhan Okan**

Professor of Radiology Interventional Radiology and  
Abdominal Imaging  
Hacettepe University, Faculty of Medicine, Department  
of Radiology (E)/ Bayındır Hospital in Ankara  
**Ankara, Türkiye**

## **Alexopoulou Efthimia**

Professor of Pediatric Radiology  
2nd Department of Radiology, National and  
Kapodistrian University of Athens, University General  
Hospital "ATTIKON"  
**Athens, Greece**

## **Alexiou Evangelos**

Radiologist MD, PhD, Head of Radiology Department,  
Larissa General Hospital  
**Larissa, Greece**

## **Andrianaki Aikaterini**

Radiologist  
**Heraklion, Greece**

## **Argyropoulou Maria**

Professor of Radiology, University of Ioannina  
**Ioannina, Greece**

## **Avdagic Edin**

Neuroradiologist, MD, MSc, Head of Neuroradiology,  
Clinical Center University Sarajevo, Clinical Center  
University Sarajevo, Clinic for Radiology  
**Sarajevo, Bosnia and Herzegovina**

## **Aydingoz Ustun**

Professor of Radiology, Hacettepe University School  
of Medicine  
**Ankara, Turkey**

## **Aydin Hasan**

Professor, Dr. University of Health Sciences, Ankara  
Oncology SUAM RESEARCH HOSPITAL, Radiology  
Department  
**Ankara, Turkey**

## **Bachvarov Chavdar**

Associate Professor, Medical University Varna,  
**Bulgaria**

## **Balanika Alexia**

Radiologist, MD, PhD, MSc, Senior Researcher,  
Laboratory for Research of the Musculoskeletal  
System (LRMS) of the School of Medicine, University  
of Athens  
**Athens, Greece**

## **Baltas Christos**

Radiologist, MD, PhD, MSc, Head of Radiology  
Department, General Hospital of Athens, "G.  
Gennimatas"  
**Athens, Greece**

## **Basile Antonello - Antonio**

Professor, Department of Radiology, University of  
Catania  
**Catania, Italy**

## **Basta Nikolic Marijana**

Assistant Professor at Medical Faculty University of  
Novi Sad, University Clinical Center of Vojvodina of  
Novi Sad.  
Clinical Center of Vojvodina  
**Novi Sad, Serbia**

## **Bayraktaroğlu Selen**

Prof. Dr., Ege University Hospital, Radiology  
Department, Izmir  
**Izmir, Türkiye**

## **Bourgioti Charis**

Assistant Professor of Radiology, Aretaieio University  
Hospital of Athens  
**Athens, Greece**



## FACULTY LIST

### Brountzos Elias

Em. Professor of Interventional Radiology, Medical School, National and Kapodistrian University of Athens  
Athens, Greece

### Bulja Deniz

Assistant. Prof Head of Interventional Radiology Department, Clinic of Radiology, Clinical Center of University of Sarajevo  
Sarajevo, Bosnia and Herzegovina

### Calli Cem

Professor of Neuroradiology, Department of Radiology , Ege University Medical School  
Izmir, Türkiye

### Carrafiello Gianpaolo

Full Professor of Radiology, University of Milano, Chief of Department of Services Area , Policlinico di Milano, Ospedale Maggiore Policlinico  
Milan, Italy

### Chalazonitis Athanasios

Consultant Radiologist Alexandra, President of Hellenic Radiology Society  
Athens, Greece

### Chartampilas Evangelos

Director of Radiology Department Bioclinic  
Thessaloniki, Greece

### Chatoupis Konstantinos

Radiologist, MD, PhD, Research Associate Department of Clinical Therapeutics, Unit of Angiology and Endothelial Pathophysiology, Alexandra Hospital, Medical School, National and Kapodistrian University of Athens  
Athens, Greece

### Chatziioannou Achilleas

Prof. of Radiology-MD, PHD, ABR, EBIR, FCIRSE, Aretaieio Hospital, National and Kapodistrian University of Athens  
Athens, Greece

### Chlapoutakis Konstantinos

Clinical Radiologist, Diagnostic Imaging Center  
Heraklion, Greece

### Chryssou Evangelia

Senior Consultant Radiologist, Department of Radiology, University Hospital of Heraklion  
Heraklion, Greece

### Cokkinos Demosthenes

Consultant Radiologist Department of Radiology, Lefkos Stavros Hospital  
Athens, Greece

### Courkoutsakis Nikolaos

Professor of Radiology, University Hospital of Alexandroupolis, Radiology Department  
Greece

### Curti Marco

Radiologist Capoclinica at Ente Ospedaliero Cantonale  
Italy

### Daglilelis Loukas

Director of Radiology Department Gen.Hosp."G. Papanikolaou"  
Thessaloniki, Greece

### Dagolu Kartal Gulbiz

Assoc. Prof. Merve Gülbiz DAĞOĞLU KARTAL  
Istanbul University, University Istanbul School Of Medicine  
Istanbul Medical Faculty, Division Of Medical Sciences, Department Of Radiology  
Istanbul, Türkiye

### Daskalogiannaki Maria

Director of Radiology Department, University Hospital of Heraklion  
Heraklion, Greece

### Detorakis Efstathios MD, PhD

Consultant Radiologist CT and MRI Department, University Hospital of Heraklion  
Heraklion, Greece

### Dimitropoulos Nikolaos

Radiologist Delta mammo  
Athens, Greece

### Doryforou Ortansia

Colonel Radiologist, Lead of Ultrasound and Internal Radiology Department 251 Airforce & Veterans Hospital Athens, Greece  
Breast Consultant Imperial College NHS Trust, London, UK, 251 GNA, Charing Cross hospital  
Athens, Greece

**Filippiadis Dimitrios**

Associate Professor of Diagnostic and Interventional Radiology, MD, PhD, MSc, EBIR, 2nd Department of Radiology, University General Hospital "ATTIKON" Medical School, National and Kapodistrian University of Athens  
Athens, Greece

**Galanakis Nikolaos**

Assistant Professor of Interventional Radiology, University of Crete, Medical School  
University Hospital of Heraklion  
Heraklion, Greece

**Gamze Durhan**

Associate Professor, Department of Radiology, Hacettepe University Faculty of Medicine  
Ankara, Türkiye

**Gasic Milos**

Assistant Professor, MD, PhD, Faculty of Medicine, University of Priština-Kosovska Mitrovica, General Secretary, Serbian Society of Radiology  
Anri Dinana bb, 38220 Kosovska Mitrovica, Serbia  
Serbia

**Giouroukou Konstantina PhD**

Computational BioMedicine Laboratory (CBML), Institute of Computer Science, Foundation for Research and Technology – Hellas (FORTH)  
Artificial Intelligence and Translational Imaging Laboratory (ATI Lab), School of Medicine, University of Crete, University Hospital of Heraklion  
Heraklion, Greece

**Gökçen Coban Ciftci**

Professor Dr. MD, PhD, Department of Radiology, Hacettepe University Medical School, Başkent University Department of Radiology MD  
Türkiye

**Gourtsoyianni Sofia**

Assistant Professor of Radiology 1st Department of Radiology, University Hospital "Aretaieio"  
Athens, Greece

**Gourtsoyiannis Nikolas**

Em. Professor of Radiology  
Greece

**Grudeva Violeta**

Assoc. Prof MD, PhD, University hospital Sain Ekaterina Sofia, Head of Department of Diagnostic Imaging Medical University Sofia  
Sofia, Bulgaria

**Guler Ezgi**

Professor of Radiology, Hacettepe University School of Medicine  
Istanbul Türkiye

**Erdemir Ahmet Gurgan MD, PhD(c)**

Assistant Professor of Radiology, Hacettepe University Faculty of Medicine  
Ankara, Türkiye

**Erturk Mehmet Sukru**

Chairman and Professor of Radiology, Department of Radiology, SisliHamidiyeEtf Training and Research Hospital  
Istanbul, Türkiye

**Hadjidekov George**

Professor of Radiology, University Hospital "Lozenetz"  
Sofia, Bulgaria

**Hadjidekov Vassil**

Professor of Radiology, Medical University of Sofia  
Sofia, Bulgaria

**Horehľadová Barbora**

Dr. MU, Radiology and nuclear medicine, resident at Zuyderland Medical Center in the Netherlands. Department of Clinical Imaging, Zuyderland Medical Center, Sittard-Geleen  
The Netherlands

**Idilmanllikay Sedekat**

Professor of Radiology, Hacettepe University School of Medicine, Department of Radiology  
Ankara, Turkey

**Isaac Amanda**

Radiologist, Musculoskeletal Diagnostic & Interventional Radiologist at the acclaimed Guy's and St Thomas' hospitals in the UK.  
London, UK

**Ivanović Aleksandar**

Assoc. Prof. of Radiology, Medical Faculty of Belgrade  
Belgrade, Serbia

## FACULTY LIST

### Jefic Svjetlana

Radiologist Specialist of Clinical Radiology,  
Subspecialist of Neuroradiology, Board Certified  
H&N Radiologist - EDiHNNR, Board Certified  
Neuroradiologist  
**Bosnia and Herzegovina**

### Kakkos Georgios

Radiologist, MD, MSc, Department of Medical Imaging,  
University Hospital of Heraklion  
**Heraklion, Greece**

### Kalarakis Georgios

MD PhD EDiR, Neuroradiologist Department of  
Neuroradiology, Karolinska University Hospital  
**Stockholm, Sweden**

### Kalogeropoulou Christina

Professor of Radiology, University of Patras  
**Patra, Greece**

### Kapsalaki Eftychia

Professor of Radiology University of Thessaly, Medical  
University of Thessaly  
**Larissa, Greece**

### Karantanas Apostolos

Professor of Radiology, University of Crete  
**Greece**

### Karlović-Vidaković Marijana

Radiologist, Neuroradiologist, Deputy Head of  
Radiology, Medikol Polyclinic  
**Split, Croatia**

### Karampekios Spyridon

Assistant Professor of Radiology  
**Heraklion, Greece**

### Karnambatidis Dimitrios

Professor of Interventional Radiology, Department of  
Radiology, University of Patras  
**Patra, Greece**

### Kechagias Elias

MD, PhD, MA, EBIR-ES, EDSI, FCIRSE, Assistant  
Professor of Vascular and Interventional Radiology,  
University of Crete Medical School  
Head of Interventional Radiology Unit, Department of  
Medical Imaging, Heraklion University Hospital  
**Heraklion, Greece**

### Kerimoğlu Ülkü

Professor. Dr., Necmettin Erbakan  
University School of Medicine, Radiology  
Department NECMETTIN ERBAKAN  
UNIVERSITY  
**Konya, Türkiye**

### Kincses Zsigmond Tamás

Tanszékvezető Radiológiai Klinika, Szegedi  
Tudományegyetem  
**Szeged Hungary**

### Klontzas Michael

Assistant Professor of Radiology Department of  
Radiology, University Hospital of Heraklion  
**Heraklion, Greece**

### Kotsanis Athanasios

Cardiologist, Medical Director GR & CY, SMBS Cluster  
Medical Head  
Medical Director Greece & Cyprus, Southern  
Mediterranean & Black Sea (SMBS) Cluster Medical  
Director, Bayer  
**Greece**

### Koukouraki Sofia

Professor, Nuclear Medicine Physician, School of  
Medicine, University of Crete  
Head of Nuclear Medicine department (conventional  
Nuclear Medicine, PET/CT unit and Therapeutic unit),  
University Hospital of Heraklion  
**Heraklion, Greece**

### Kozana Androniki

Radiologist, University Hospital of Heraklion  
**Heraklion, Crete, Greece**

### Lucic Silvija

Prof. Dr., University of Novi Sad, Medical Faculty,  
Oncology Institute of Vojvodina, Novi Sad, Vojvodina  
**Novi Sad, Serbia**

### Lucic Milos

MD, MS, PhD, EDiNR, EDiPNR, Professor of  
Radiology, Neuroradiology, and Diagnostic &  
Molecular Imaging  
University of Novi Sad, Medical Faculty / Oncology  
Institute of Vojvodina  
**Novi Sad, Serbia**

**Lupescu Ioanna Gabriela**

Prof. Dr., Head of the Radiology, Medical Imaging and Interventional Radiology Department and Discipline Fundeni Clinical Institute, UMPH Carol Davila, Bucharest, România

**Maksimovic Ružica**

Professor of Radiology , President, Serbian Society of Radiology , Faculty of Medicine, University of Belgrade, Head, Department of Magnetic Resonance Imaging Center for Radiology, School of Medicine of University of Belgrade, University Clinical Center of Serbia; Center for Radiology and Magnetic Resonance Imaging  
Belgrade, Serbia

**Malamateniou Christina**

Reader/Associate Professor in Radiography, Director CRRAG Research group City St George's, University of London, University of London  
London, UK

**Mantatzis Michalis**

Associate Professor of Radiology, Aristotle University of Thessaloniki  
Thessaloniki, Greece

**Maris Thomas**

Professor of Medical Physics, University of Crete  
Heraklion, Crete, Greece

**Markotic Vedran**

Ass. Prof. Radiodiagnostic specialist, University Clinical Hospital in Mostar, Clinical Department of Radiology, Clinical Department of Musculoskeletal Radiology, Faculty of Medicine, University of Mostar, Department of Radiology  
Zagreb, Croatia

**Merhemic Zulejha**

Professor of Radiology University Travnik, General Hospital "Prim.dr. A. Nakas" Sarajevo, Bosnia & Herzegovina, Past President of Association of Radiology of Bosnia & Herzegovina, Honorary Member of European Society of Neuroradiology, Honorary member of Slovenia Society of Neuroradiology, Honorary Member of Serbian Society of Neuroradiology & Radiology, Medical Faculty of University of Sarajevo  
Policlinic Sunce Agram  
Sarajevo, Bosnia & Herzegovina

**Maticic Vid**

MD, St. Catherine Specialty Hospital,  
Zagreb, Croatia

**Mete Berna Dirim**

Professor of Radiology, Izmir Demokrasi University  
Ismir, Türkiye

**Michailidis Konstantinos**

Cardiac Radiologist, Affidea medical Center Kozani  
Kozani, Greece

**Moulopoulos Lia-Evangelia**

Professor of Radiology, Aretaieio Hospital, National and Kapodistrian University of Athens  
Greece

**Nedeljkovic-Arsenovic Olga**

Assistant Professor of Radiology, Faculty of Medicine, University of Belgrade,  
Center for Radiology, department of MR, University Clinical Center of Serbia  
Belgrade, Serbia

**Nedevska Maria**

Assoc. Prof. Diagnostic Imaging, University Hospital "St. Ekaterina" Sofia, Head of Department of Radiology  
Sofia, Bulgaria

**Nevra Elmas**

Professor of Radiology  
Izmir, Türkiye

**Nicolic Olivera**

Full Professor of Radiology and Head of MRI Department, Faculty of Medicine, University of Novi Sad, Center of Radiology, University Clinical Center of Vojvodina  
Novi Sad, Serbia.

**Onur Mehmet Ruhi**

Professor of Radiology, Hacettepe University Faculty of Medicine Department of Radiology  
Ankara, Türkiye

**Orguc Ihsan Şebnem**

Professor of Radiology Ege University Izmir  
Izmir, Türkiye

**Palko Andras**

Professor of Radiology, Department of Radiology, Szeged University Medical School  
Szeged, Hungary

# FACULTY LIST

## Papanikolaou Nikolas

Dr, Head of the Computational Clinical Imaging Group, Champalimaud Foundation, Centre for the Unknown  
Greece

## Panourgias Evangelia

Ass. Prof. Radiology, Aretaieio Hospital, National and Kapodistrian University of Athens  
Athens, Greece

## Papadaki Efrosini

Assoc. Professor of Neuroradiology, Medical school University of Crete, University Hospital of Heraklion  
Heraklion, Greece

## Papadakis Antonios

Medical Physicist, University Hospital of Heraklion, Crete  
Heraklion, Greece

## Papaioannou Sofia

Consultant in Radiology Department of GNH Papageorgiou Thessaloniki , Msc, PhD Cnd in Radiology AUTH  
Thessaloniki, Greece

## Papanagiotou Panagiotis

Professor of Radiology ,Aretaieio Hospital, National and Kapodistrian University of Athens  
Athens, Greece

## Perisinakis Konstantinos

Professor of Medical Physics, Head of Radiology Division, Medical School, University of Crete  
Heraklion, Greece

## Prassopoulos Panagiotis

Professor and Chairman, Department of Radiology, AXEPA University Hospital, Aristotle University of Thessaloniki  
Thessaloniki, Greece

## Prosch Helmut

Associate Professor of Radiology, Medical University of Vienna  
Vienna, Austria

## Raissaki Maria

Professor of Radiology, University of Crete, Department of Radiology, University Hospital of Heraklion  
Heraklion, Greece

## Rossi Andrea

President, European Society of Neuroradiology, Past President, Associazione Italiana di Neuroradiologia Professore Straordinario di Neuroradiologia, Dipartimento Scienze della Salute, Università di Genova  
Responsabile Area Intradipartimentale Imaging e Direttore UOC Neuroradiologia, IRCCS Istituto Giannina Gaslini  
Genova, Italy

## Sarajlic Vesna

Professor of Radiology, Clinical Center University of Sarajevo  
Sarajevo, Bosnia and Herzegovina

## Sarıkaya Sevtap Arslan

Associate Professor of Radiology Department of Radiology, Hacettepe University, Harborview Medical Center and UW Medical Center.  
Ankara, Türkiye

## Secil Mustafa

Professor of Radiology, Dokuz Eylul University Mimar Sinan Medical 28/12 Alsancak  
Izmir, Türkiye

## Sefic Pasic Irmira

Assistant Professor, University Medical Centre Maribor,  
Maribor, Slovenia

## Skiadas Christos

Consultant Radiologist, University Hospital of Heraklion  
Heraklion, Greece

## Smajlovic Aldin

Radiologist Ultra sound clinic  
Sarajevo, Bosnia and Herzegovina

## Spanakis Konstantinos

Consultant Radiologist/Research collaborator, University of Crete, University Hospital of Heraklion  
Heraklion, Greece

## Spirovski Milena

Assistant Professor of Radiology, Faculty of Medicine, University in Novi Sad, Serbia, Oncology Institute of Vojvodina, Sremska  
Kamenica, Serbia

**Stogiannos Nikolaos**

MSc(MRI) BSc(Hons), Honorary Research Fellow,  
Department of Midwifery & Radiography, City St  
George's, University of London, UK.  
Lead MRI radiographer, MagnitikiTomografia  
Kerkiras, Corfu, Greece.  
Research Hub Committee, European Federation of  
Radiographer Societies (EFRS)  
**London, UK**

**Stojanovic Sanja**

Professor of Radiology Clinical Center of Vojvodina,  
Clinical Center of Vojvodina  
**Novi Sad, Serbia**

**Tavernaraki Sandy**

MSc, PhD, Medical Director, Imaging and  
Interventional Radiology Department "Sotiria" General  
and Chest Diseases Hospital  
**Athens, Greece**

**Thurnher Majda**

Associate Professor of Radiology at the Medical  
University of Vienna  
**Vienna, Austria**

**Tokgöz Nil**

Professor of Radiology, Gazi University School of  
Medicine, Department of Radiology  
**Ankara, Türkiye**

**Tolia Maria**

Professor of Radiotherapy, Aretaieio Hospital,  
National and Kapodistrian University of Athens  
**Athens, Greece**

**Traikova Nikoleta MD, PhD**

Professor, University Hospital for Active Treatment  
"St. George", Medical University Plovdiv, Head of  
Department of Radiology, Medical University-Medical  
College Plovdiv, UMHAT "St. Georgi"  
**Plovdiv, Bulgaria**

**Triantafyllou Mathaios**

Consultant Radiologist, University Hospital of  
Heraklion.  
Artificial Intelligence & Translational Imaging  
Laboratory, School of Medicine, University of Crete  
**Heraklion, Greece**

**Triantopoulou Charina**

Head of the Radiology department, Konstantopouleio  
General Hospital  
**Athens, Greece**

**Tziakouri Shiakalli Chryssa**

MD, PhD, EDiNR, MPA, Consultant Radiologist,  
Neuroradiologist & IR-Radiologist, Scientific Director  
of Radiology Department, St. Raphael's Priv. Hospital,  
L/ca, and Academic Lecturer Medical School UNIC  
**Nicosia, Cyprus**

**Uberoi Raman**

Director of Vascular Intervention Minnova medical  
Foundation UK, University of Cambridge  
**Cambridge, UK**

**Vassalou Evangelia**

Consultant Radiologist, University Hospital of  
Heraklion  
**Heraklion, Greece**

**Vlychou Marianna**

Professor of Radiology University of Thessaly  
**Larissa, Greece**

**Xyda Iro**

Consultant Breast Radiologist, Head of Breast  
Imaging Units, Creta Interclinic, HHG & Iasis  
HOSPITAL, Iasis General clinic  
**Heraklion, Greece**

**Xinou Aikaterini**

MD, PhD, FESGAR, Consultant Radiologist, Theagenio  
Cancer Hospital  
**Thessaloniki, Greece**

**Zampakis Petros**

Professor of Endovascular Radiology University of  
Patras  
**Patra, Greece**

**Zlatareva Dora**

Professor of Radiology Department of Diagnostic  
Imaging, Medical University of Sofia  
**Sofia, Bulgaria**

ISOSMOLAR  
**VISIPAQUE™**  
IODIXANOL

macrocyclic  
**Clariscan™**  
gadoteric acid

**OPTISON™**  
HUMAN ALBUMIN MICROSPHERES CONTAINING PERFLUTREN

Πριν τη συνταγογράφηση συμβουλευτείται  
την ΠΧΠ, η οποία είναι διαθέσιμη από την  
εταιρεία εφόσον ζητηθεί.

Βοηθήστε να γίνουν τα φάρμακα πιο ασφαλή και  
Αναφέρετε:  
ΟΛΕΣ τις ανεπιθύμητες ενέργειες για  
ΟΛΑ τα φάρμακα  
Συμπληρώνοντας την «ΚΙΤΡΙΝΗ ΚΑΡΤΑ»

**OMNIPAQUE™**  
IOHEXOL

Πρωτεύουσα από την

  
**PharmaZac**

Pharmazac S.A.  
pharmazac@pharmazac.com

Ναούσης 31, 104 47 Αθήνα  
Τηλ: +30 210 34 188 89-97 | Fax: +30 210 34 188 87

Π. Πατρών Γερμανού 27, 546 22 Θεσσαλονίκη  
Τηλ: +30 2310 253 867 | Fax: +30 2310 933 524

[www.pharmazac.com](http://www.pharmazac.com)



K.A.K

**GE HealthCare**

Σωρού 8 -10, 15125  
Μαρούσι, Αθήνα  
Τ: (+30) 210 89 30 600

[www.gehealthcare.gr](http://www.gehealthcare.gr)





LIFE FROM INSIDE

# The contrast imaging specialists



**400**  
High concentration

Higher signal in first-pass CT

**Focus  
on your  
needs**

## Reduced

- contrast volume and flow rate
- radiation dose in CTA
- risk of CIN



## Trust the Pro

**Pro**udly macrocyclic

**Pro**udly different

**Pro**udly rapid

**Pro**udly effective

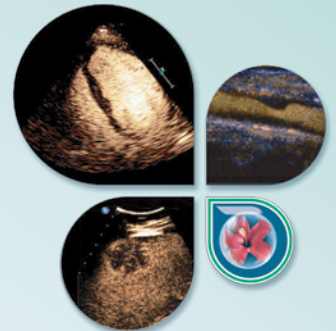
☒ **Pro**udly well tolerated

## Not only promises

**Proofs**



Experience Real Time Diagnosis



CEUS in

- Liver Imaging**
- Vascular Imaging**
- Cardiac Imaging**

& for detection  
of vesicoureteral reflux



LIFE FROM INSIDE

Committed to Science,  
Committed to You.™



Α. Πηγής 33 & Αναστήρων Πολέμου 6, 151 27 Μετσίτσια, Αθήνα  
Τ. 210 6199886 - [www.leriva.com](http://www.leriva.com)